



Approach Widening Application

Applicant's Name: _____

Mailing Address: _____

Telephone: _____ **Date:** _____

I, _____ herein called the "Applicant," being the landowner of the below property, request permission from the County of Minburn to widen an approach onto the County road at the following location, as per the attached diagram:

Part of Section _____ Section _____ Township _____ Range _____ W4M

Rural Address: _____

Who will widen this approach: _____ **Landowner** _____ **County**

Additional Comments:

**Approval must be obtained from the County prior to widening any approach.*

***The County will provide a culvert, if required, to landowners who are widening an existing approach.*

****Requests for the County to widen an approach will be completed as time permits and are contingent on the landowner providing a clay source. The County offers no time guarantee for such work to occur.*

I, the applicant, agree to the terms and conditions as described in *Private Approaches to County Roads Policy No. PW 34*. The County of Minburn reserves the right to cancel this application should it deem necessary.

Signature of Applicant

County of Minburn

Office Use Only

Roll #: _____

Property Taxes/Fees Current: Y or N

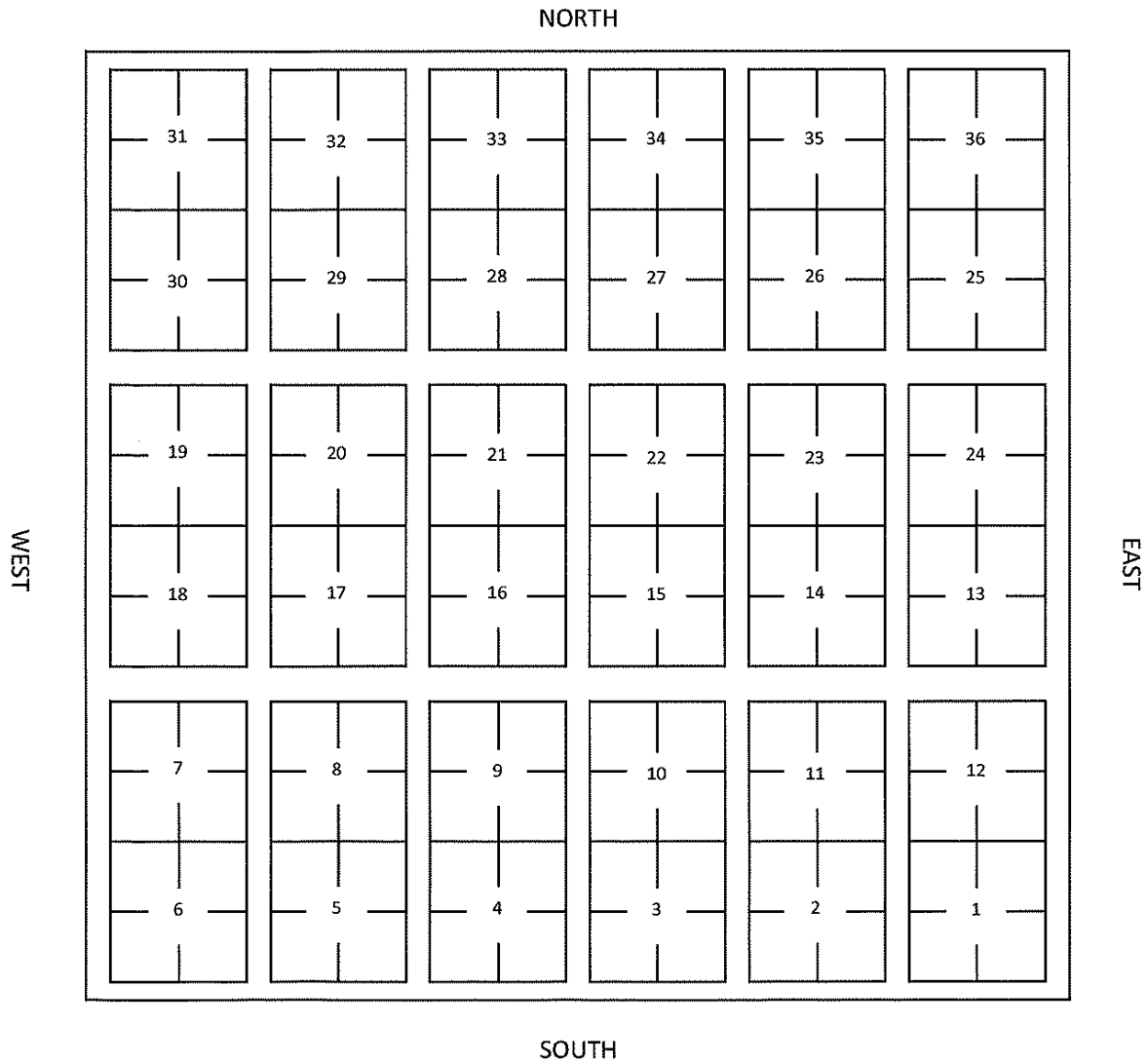
Approach Application Sketch

Please provide a precise location of where the approach is requested

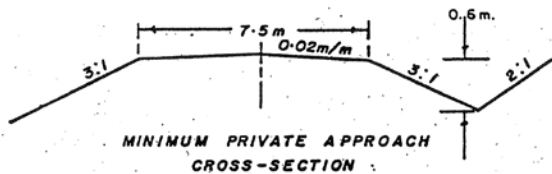
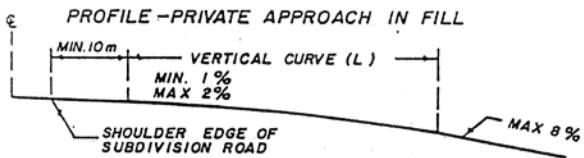
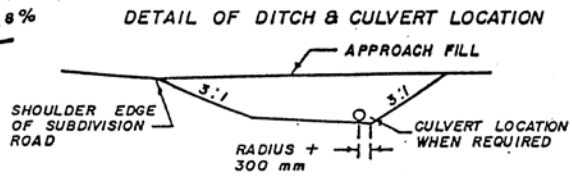
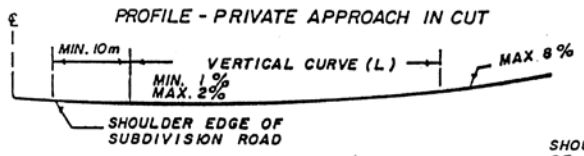
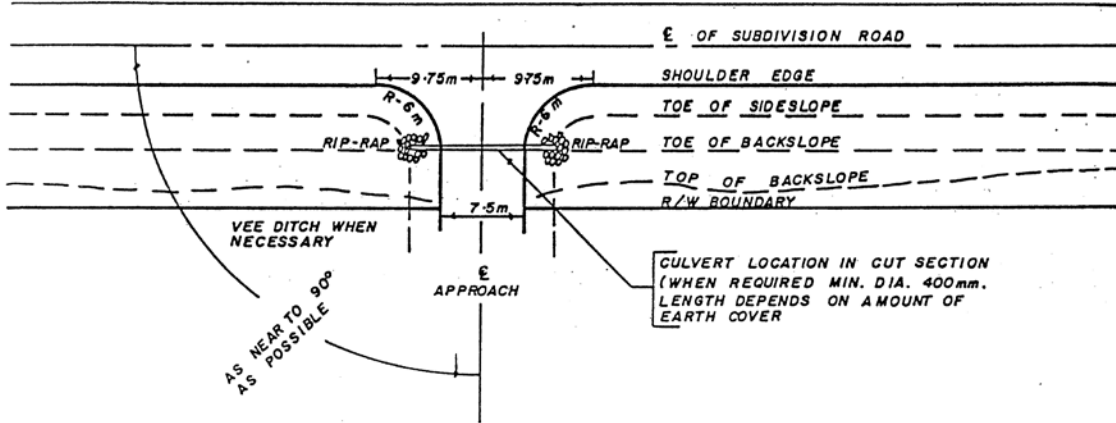
Applicant's Name _____

Legal Description:

Part of Section _____ Sec _____ Twp _____ Rge _____ W4M



Approach Application Design Specifications



ALGEBRAIC DIFFERENCE IN GRADIENT (%)	MINIMUM LENGTH OF VERTICAL CURVE	
	LENGTH L (METRES)	
	CREST	SAG
1	6	7.5
2	12	15
3	18	23
4	25	30
5	30	38
6	37	46
7		46
8		46
9		46